

ACCELA COTA PRO

PHARMACEUTICAL TABLET COATER



ACCELA COTA PRO

Thomas Processing, the originator of the ACCELA COTA, is a partner in the pharmaceutical solid dosage processing industry with more than 60 years of experience helping customers develop and manufacture pharmaceutical products that are accurate, efficient and cost effective.

Our customers see the clear value of a partnership with Thomas Processing, the market leader dedicated to tablet coating systems. These customers know their investment extends beyond a system of machines and controls; they benefit from our expertise and competency resulting from decades of experience with tablet coating systems in the field. The dividend is their assurance that Thomas systems deliver reliable performance and consistently excellent finished products for many years.



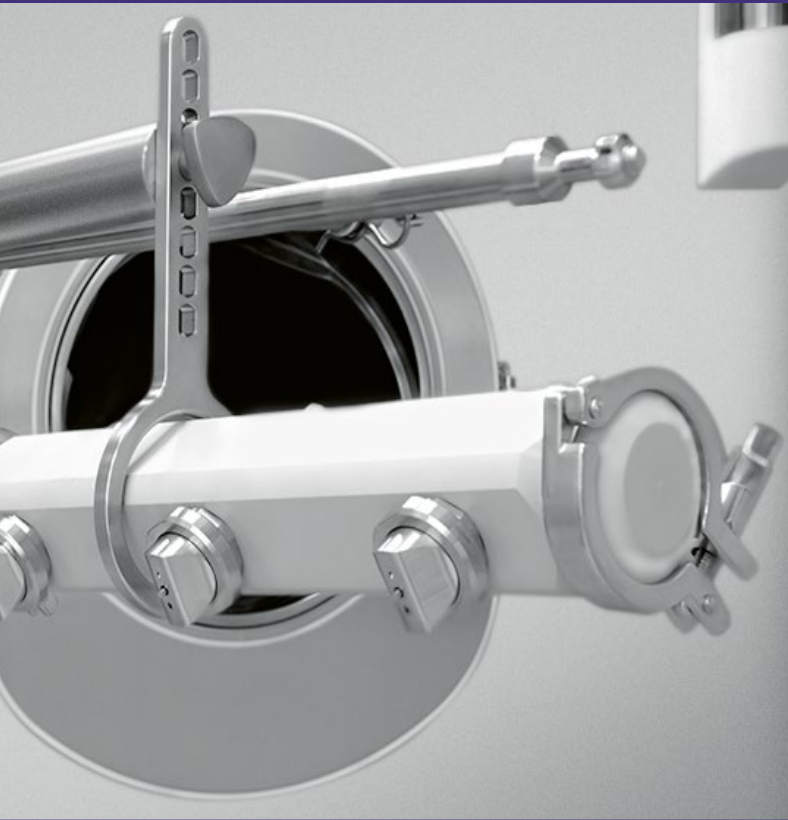
OPERATOR INTERFACE AND EQUIPMENT MANAGEMENT

ACCELA COTA PRO is equipped with MAX the latest generation of IMA HMI, created paying maximum attention to User Experience.

MAX HMI is based on KORTEK iFix SCADA, IoT ready.

ACCELA COTA PRO offers multiple control system platforms:

- KORTEK Lite: recipe controls LLC/HMI system
- KORTEK: full recipe control suite system with Allen Bradley or Siemens PLC



THOMAS SPRAY BAR WITH FULLY INTEGRATED SPRAYING SYSTEM

- Streamlined sanitary design
- Eliminates air and solution lines over spray zone
- Schlick ABC™ anti-bearding spray nozzles
- Independent control of pattern and atomizing air
- Toolless maintenance
- Modular ergonomic design

ENGINEERED FOR CLEANABILITY

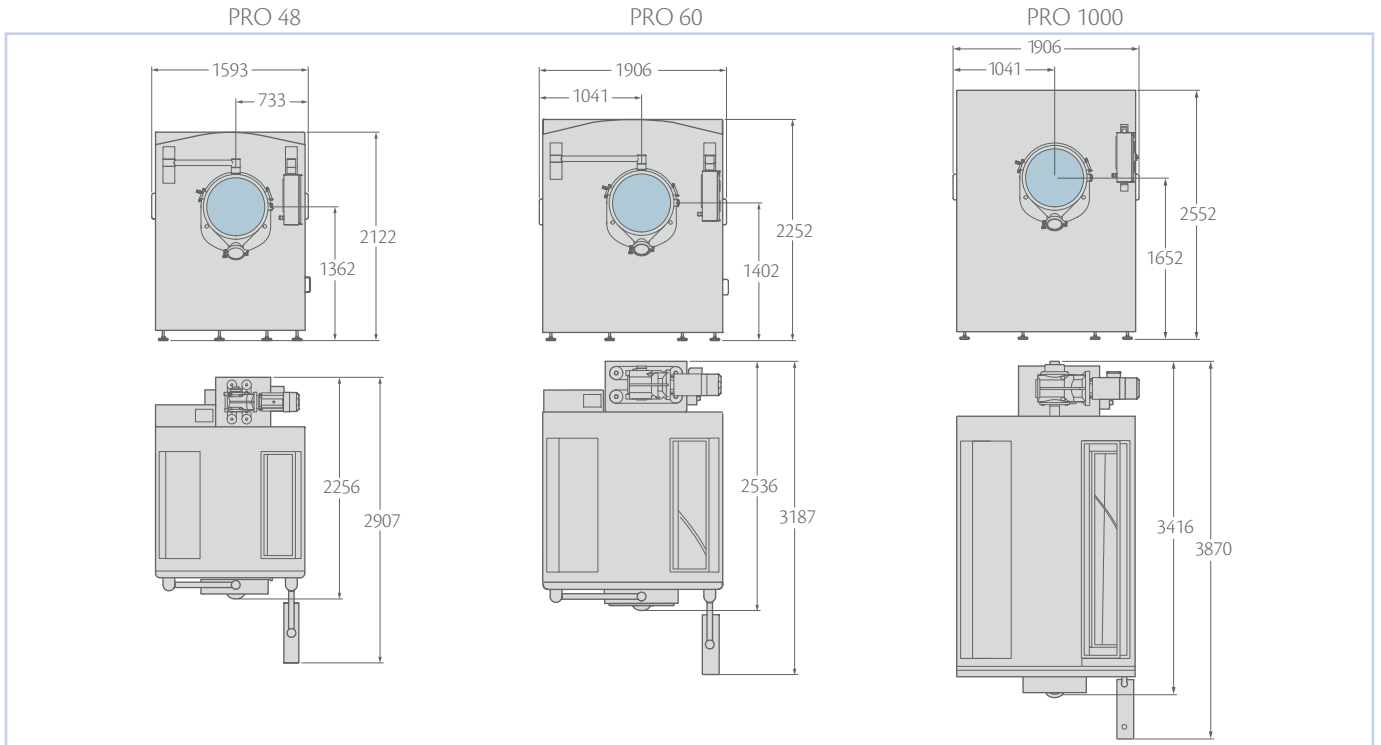
- Coating chamber geometry optimised for effective cleaning and drainage
- Multiple cleaning zones to ensure WIP coverage on all internal surfaces
- Range of affordable Wash-In-Place options
- Sanitary peristaltic pump
- Toolless maintenance
- Full recipe-based WIP control available

INTEGRATED SOLUTION DELIVERY

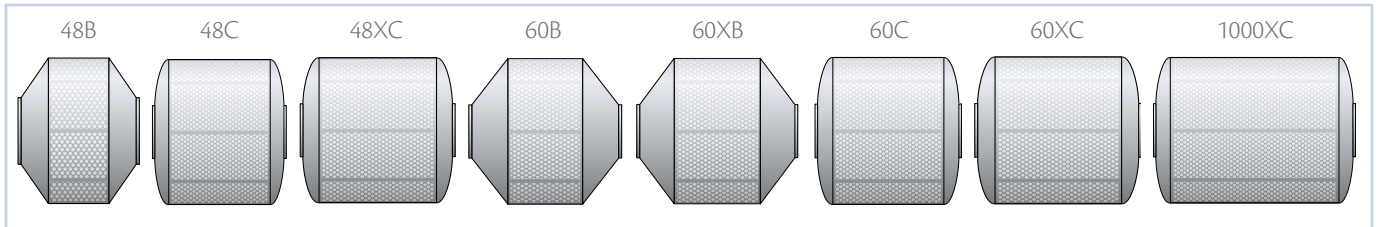
- Flush-mounted solution delivery components for unparalleled access and cleanability
- Reduced installation space
- Highly accurate flowmeter for solution flow control
- Sanitary peristaltic pump



TECHNICAL DATA



DRUM OPTIONS



MODEL	48B	48C	48XC	60B	60XB	60C	60XC	60XXC
Drum diameter (")	48" (1,220 mm)	48" (1,220 mm)	48" (1,220 mm)	60" (1,525 mm)	60" (1,525 mm)	60" (1,525 mm)	60" (1,525 mm)	60" (1,525 mm)
Drum capacity (l)	190	250	325	460	530	500	750	1200
Reccomended airflow (cfm)	2,500 (4,250 m ³ /hr)	2,500 (4,250 m ³ /hr)	4,000 (6,800 m ³ /hr)	4,000 (6,800 m ³ /hr)	4,000 (6,800 m ³ /hr)	5,000	7,000 (12,000 m ³ /hr)	10,000 (17,000 m ³ /hr)
Width (")	60" (1,500 mm)			72" (1,800 mm)			75" (1,910 mm)	
Height (")	80" (2,000 mm)			86" (2,200 mm)			100" (2,550 mm)	
Depth (")	90" (2,300 mm)			100" (2,550 mm)			135" (3,415 mm)	
Net weight (lbs)	4,125 (1,875 kg)			5,500 (2,500 kg)			6,875 (3,125 kg)	

